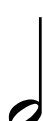

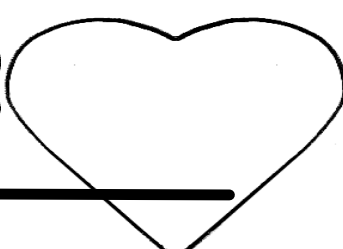





- 1 Say and clap the rhythm of the words as you walk the beat
2. Tap a beat with your hand as you say the words
3. Tap a beat with your L.H. as you say and tap the rhythm of the words with your R.H.
4. Play the rhythm of the words on the piano
5. Write out the rhythm in heart beats and music symbols (like the first one)

Egg

Bacon

Pea _____







Bacon

Chicken Tikka

Bacon

Egg







Butter-cup

Bacon

Cucumber

Egg



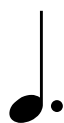
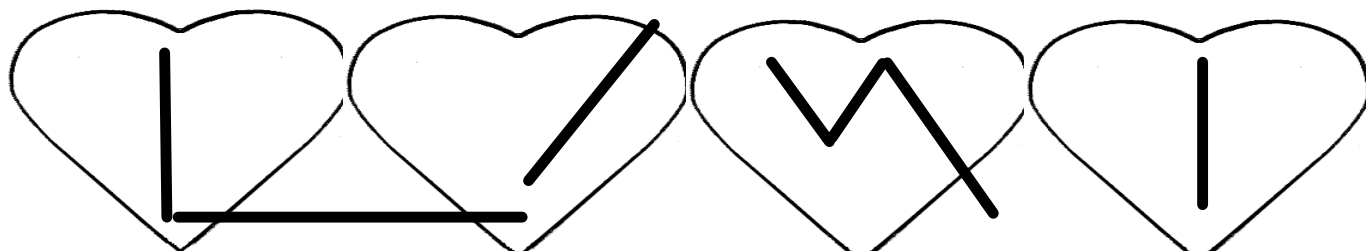
- 1 Say and clap the rhythm of the words as you walk the beat
2. Tap a beat with your hand as you say the words
3. Tap a beat with your L.H. as you say and tap the rhythm of the words with your R.H.
4. Play the rhythm of the words on the piano
5. Write out the rhythm in heart beats and music symbols (like the first one)

Cheese

Dip

Butter-cup

Egg




Pasta

Chicken Tikka

Pasta

Egg




Cucumber

Cheese

Dip

Bacon



1 Say and clap the rhythm of the words as you walk the beat

Exercise 3

2. Tap a beat with your hand as you say the words

3. Tap a beat with your L.H. as you say and tap the rhythm of the words with your R.H.

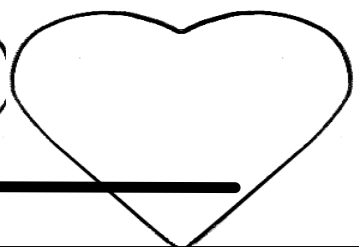



4. Play the rhythm of the words on the piano

5. Write out the rhythm in heart beats and music symbols (like the first one)

Egg

Bacon

Pea







Bacon

Egg

Bacon





Egg



Pea

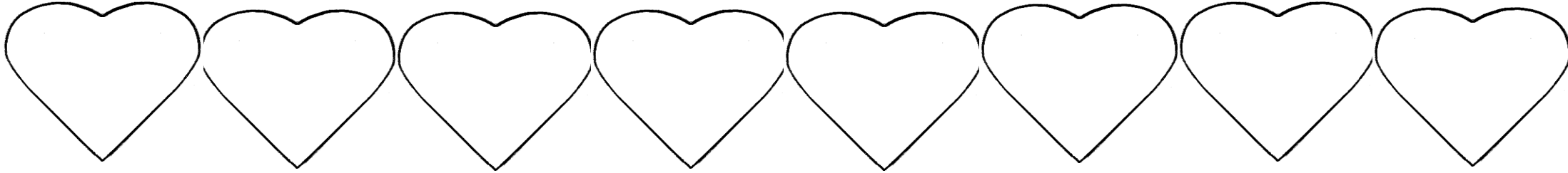
Bacon

Egg




- 1 Say and clap the rhythm of the words as you walk the beat
2. Tap a beat with your hand as you say the words
3. Tap a beat with your L.H. as you say and tap the rhythm of the words with your R.H.
4. Play the rhythm of the words with your R.H. and play 'C' beats with your L.H.
5. Write out the rhythm in heart beats and music symbols

Egg Pear _____ Bacon Egg Pea _____




Pea _____ Egg Bacon Pie _____

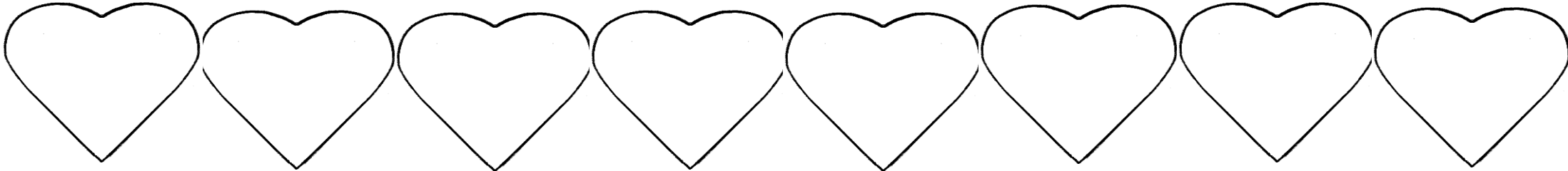


- 1 Say and clap the rhythm of the words as you walk the beat
- 2 Tap a beat with your hand as you say the words
- 3 Tap a beat with your L.H. as you say and tap the rhythm of the words with your R.H.
- 4 Play the rhythm of the words with your R.H. using 'C' tunes and play 'C' beats with your L.H.
- 5 Write out the rhythm in heart beats and music symbols

Buttercup Bacon Cucumber Egg Bacon Chicken Tikka Pea _____



Pasta Bacon Pasta Egg Chicken Tikka Bacon Pasta Egg



- 1 Say and clap the rhythm of the words as you walk the beat
2. Tap a beat with your hand as you say the words
3. Tap a beat with your L.H. as you say and tap the rhythm of the words with your R.H.
4. Play the rhythm of the words with your R.H. using 'C' tunes and play 'C' beats with your L.H.
5. Write out the rhythm in heart beats and music symbols

Cheese__

dip

Egg


Bacon

Cheese__

dip

Bacon

Egg



Pasta

Cheese__

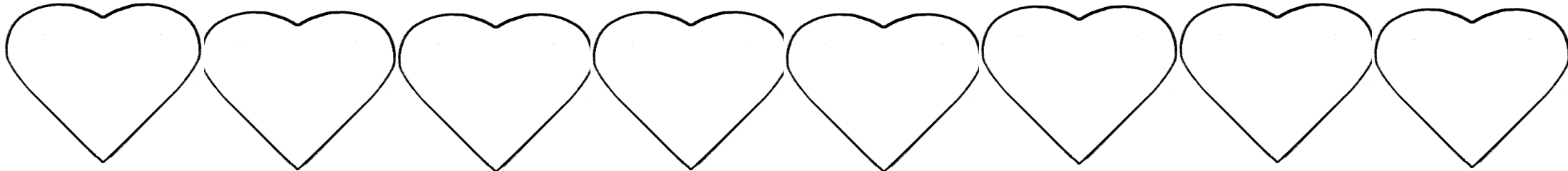
dip

Pasta

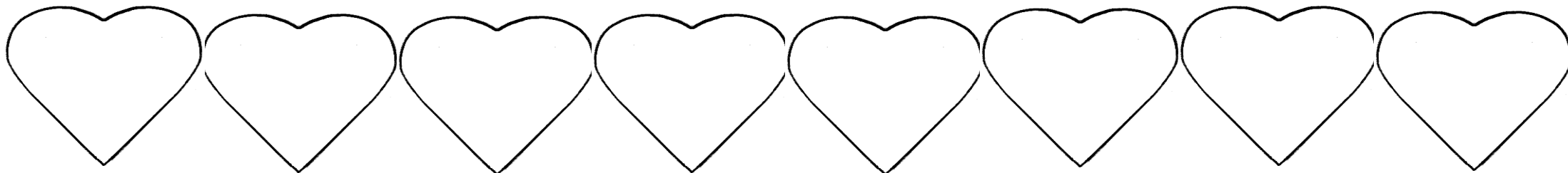

Pea_____

Chicken Tikka

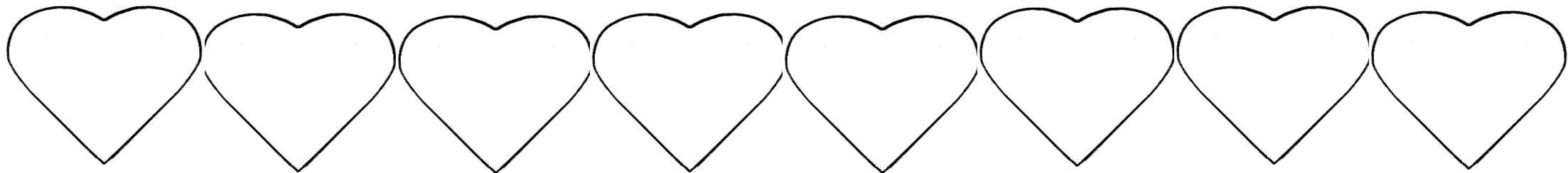

Egg



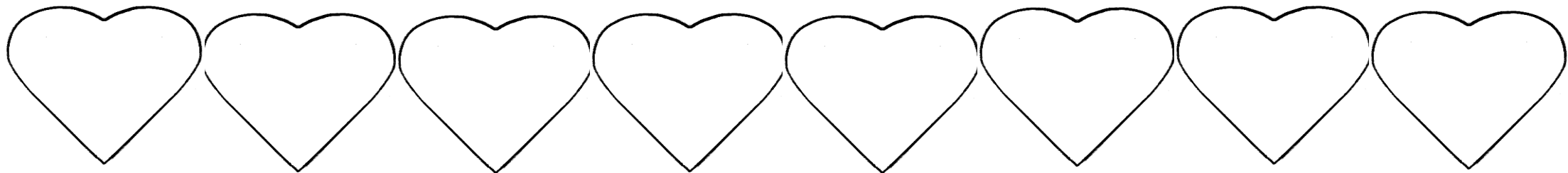

1. Say the words that go with the rhythm
2. Tap a beat with your hand as you say the words
3. Tap a beat with your L.H. as you say and tap the rhythm of the words with your R.H.
4. Play the rhythm of the words with your R.H. as you say the words
5. Write out the rhythm in heart beats with the food words underneath



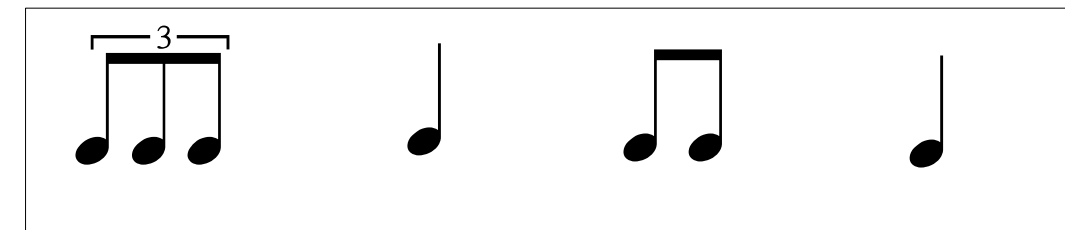




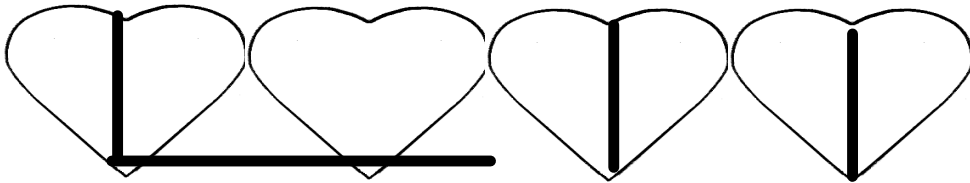


1. Say the words that go with the rhythm
2. Tap a beat with your hand as you say the words
3. Tap a beat with your L.H. as you say and tap the rhythm of the words with your R.H.
4. Play the rhythm of the words with your R.H. as you say the words
5. Write out the rhythm in heart beats with the food words underneath



1. Say the words that go with the rhythm
2. Tap a beat with your hand as you say the words
3. Tap a beat with your L.H. as you say and tap the rhythm of the words with your R.H.
4. Play the rhythm of the words with your R.H. as you say the words
5. Write out the rhythm in heart beats with the food words underneath




1. Match each heart beat rhythm to each noted rhythm
2. Tap a beat with your L.H. as you say and tap the rhythm with your R.H.
4. Play the rhythm of the words with your R.H. as you play a 'C' beat with your L.H.



1. Work out a good rhythm to go with these words. Clap and say the verses to this rhythm.
2. Tap the rhythm with the right hand while tapping the beat with the left. Swap over hands.
3. Play the rhythm cycling around the first five notes of the C major scale while tapping the beat on "C"s with the L.H. Swap over hands, Repeat on another scale.
4. Write out the rhythms in both heart beats and proper music notation

"Little Johnny Tag-along wants a pat on the head. He does as he's told and gets a kick instead"



"The day before yesterday, I think I'll go to school. I'll think I'll take a walk in the local swimming pool"

